

GUIDE TO CONDUCTING CROSS-BORDER OPERATIONS, OUTSIDE OF THE STATE OF REGISTRATION OR BY THIRD COUNTRIES

**(Article 13 of Commission Implementing
Regulation (EU) 2019/947 of 24 May 2019)**

(Edition 01, 14/09/2023)



REGISTER OF EDITIONS		
EDITION	Date of APPLICABILITY	REASON FOR PUBLISHING THE DOCUMENT
Ed 01	14/09/2023	First edition of the document

REFERENCES	
CODE	TITLE
UAS-OPR-P01-DT11	Guía para la realización de operaciones transfronterizas, fuera del estado de registro o por terceros países.

LIST OF ACRONYMS	
ABBREVIATION	DESCRIPTION
AESA	Agencia Estatal de Seguridad Aérea (Spanish Aviation Safety and Security Agency)
BVLOS	Beyond Visual Line of Sight
MTOM	Maximum take-off mass
UAS	Unmanned Aircraft System
VLOS	Visual Line of Sight



CONTENTS

1.	INTRODUCTION	6
2.	'OPEN' CATEGORY OPERATIONS	6
2.1.	REGISTRATION.....	7
2.2.	TRAINING.....	7
2.3.	GEOGRAPHICAL ZONES	8
2.4.	INSURANCE.....	8
3.	'SPECIFIC' CATEGORY OPERATIONS.....	8
3.1.	OPERATIONAL DECLARATION OF COMPLIANCE WITH THE NATIONAL STANDARD SCENARIOS (STS-ES-01 AND STS-ES-02)	8
3.2.	OPERATIONAL AUTHORIZATION	10
3.2.1.	<i>PROCEDURE FOR OBTAINING CONFIRMATION OF ACCEPTABILITY OF AN OPERATIONAL AUTHORIZATION</i>	<i>10</i>
3.3.	LIGHT UAS OPERATOR CERTIFICATE (LUC)	15
3.3.1.	<i>APPLICATION PROCEDURE FOR CROSS-BORDER OPERATIONS FOR A LUC WITH PRIVILEGES FOR ASSESSING LOCAL CONDITIONS</i>	<i>15</i>
3.3.2.	<i>APPLICATION PROCEDURE FOR CROSS-BORDER OPERATIONS FOR A LUC WITHOUT PRIVILEGES FOR ASSESSING LOCAL CONDITIONS</i>	<i>18</i>
4.	OPERATIONS BY THIRD-COUNTRY OPERATORS IN SPAIN	23
5.	APPENDIX I – COMPLETION OF ONLINE PROCEDURES BY THE PERSON LEGALLY RESPONSIBLE FOR A FOREIGN UAS OPERATOR	24
5.1.	CASE 1. THE PERSON LEGALLY RESPONSIBLE FOR THE UAS OPERATOR IS A NATURAL PERSON AND A SPANISH NATIONAL	24
5.2.	CASE 2. THE PERSON LEGALLY RESPONSIBLE FOR THE UAS OPERATOR IS A FOREIGN NATURAL PERSON WITH RESIDENCE IN SPAIN	25
5.3.	CASE 3. THE PERSON LEGALLY RESPONSIBLE FOR THE UAS OPERATOR IS A FOREIGN NATURAL PERSON WITHOUT RESIDENCE IN SPAIN.....	25
6.	APPENDIX II – COMPLETION OF ONLINE PROCEDURES BY A FOREIGN UAS OPERATOR THROUGH AN AUTHORIZED REPRESENTATIVE	26
6.1.	CASE 4. THE AUTHORIZED REPRESENTATIVE IS A SPANISH NATURAL PERSON.....	28
6.2.	CASE 5. THE AUTHORIZED REPRESENTATIVE IS A FOREIGN NATURAL PERSON WITH RESIDENCE IN SPAIN	29
6.3.	CASE 6. THE AUTHORIZED REPRESENTATIVE IS A FOREIGN NATURAL PERSON WITHOUT RESIDENCE IN SPAIN.....	29
6.4.	CASE 7. THE AUTHORIZED REPRESENTATIVE IS A SPANISH LEGAL PERSON	30
6.5.	CASE 8. THE AUTHORIZED REPRESENTATIVE IS A FOREIGN LEGAL PERSON.....	30



7.	APPENDIX III – ONLINE IDENTIFICATION AND AUTHENTICATION AND ELECTRONIC SIGNATURE FOR FOREIGN NATURAL PERSONS THROUGH E4F	32
8.	APPENDIX IV – APPLYING FOR A DIGITAL CERTIFICATE FOR A REPRESENTATIVE OF A LEGAL PERSON OUTSIDE SPAIN	37
9.	APPENDIX V – TEMPLATE DOCUMENT ON LOCAL CONDITIONS AND UPDATED OM PROCEDURES FOR COMPLIANCE WITH LOCAL CONDITIONS AND APPLICATION OF MITIGATION MEASURES	45

1. INTRODUCTION

When a UAS operator intends to conduct an operation entirely or partially in the airspace of a Member State other than the Member State of registration, the UAS operator must comply with a number of requirements and follow a number of different procedures depending on whether said operation falls within:

- a) the 'open' category,
- b) the 'specific' category, under declaration, authorization, or possession of a light UAS operator certificate (LUC), pursuant to Article 13 of Commission Implementing Regulation (EU) 2019/947 of 24 May 2019.

The **Member State of registration** of the UAS operator is considered to be that in which they reside, in the case of natural persons, or that in which they have their principal place of business, in the case of legal persons. A UAS operator may not be registered in more than one Member State at a time.

Please click on the [following link](#) for a full list of EASA Member States.

In addition, UAS operators who have their principal place of business, are established, or reside in a third country must comply with the requirements of Commission Implementing Regulation (EU) 2019/947 when conducting UAS operations in the airspace of the Single European Sky.

This document sets forth the procedures to be followed by operators of different kinds when conducting cross-border operations (outside of the State of registration), as well as the procedures to be followed by third-country operators.

2. 'OPEN' CATEGORY OPERATIONS

For operations falling within the 'open' category, as defined in Article 4 of Commission Implementing Regulation (EU) 2019/947, the UAS operator must:

- Be registered in their Member State of residence or the State in which they conduct their economic activity and label their aircraft with their operator ID number.
- Guarantee that the remote pilots who are going to conduct the UAS operations are properly trained for the corresponding subcategory.
- Verify the specific requirements for the place of operation and the type of activity to be conducted.
- Take out a third-party civil liability insurance policy.

'Open' category operations do not require an operational authorization from the Spanish National Aviation Safety Agency (hereinafter, AESA) nor the submission of a signed declaration before the flight. Nor is it necessary to inform AESA of the undertaking of operations.

2.1. REGISTRATION

With the entry into application of Commission Implementing Regulation (EU) 2019/947 on 31 December 2020, registration has become a mandatory requirement for all UAS operators wishing to operate unmanned aircraft of the following characteristics in the 'open' category:

- a) Aircraft with a maximum take-off mass (MTOM) of 250 g or more, or which, in the event of collision, could transfer to a human being kinetic energy of more than 80 joules.
- b) Aircraft equipped with a sensor capable of capturing personal data, unless it complies with Directive 2009/48/EC (the "Toy Directive")

Operators must register in the Member State in which they reside (in the case of natural persons) or in which they have their principal place of business (in the case of legal persons).

2.2. TRAINING

Remote pilots who are going to conduct UAS operations in the 'open' category in a Member State of operation other than their Member State of registration must be properly trained for the corresponding subcategory.

If a remote pilot has not received the necessary training to operate in the 'open' category in accordance with Commission Implementing Regulation (EU) 2019/947, they may obtain it through the competent aeronautical authority of any Member State. **Certificates issued by one Member State are valid for conducting operations in the 'open' category in other EU Member States.**

Moreover, during a transitional period ending 1 January 2024, remote pilots may conduct operations that are "equivalent" to 'open' category operations, provided that the UAS used do not belong to class C0, C1, C2, C3 or C4, and provided that the pilots meet the following training prerequisites:

- Subcategory A1: If the UAS has an MTOM of less than 500 g, the remote pilot must be familiar with the content of the manufacturer's user manual.
- Subcategory A2: The remote pilot must hold a certificate of remote pilot competency.
- Subcategory A3: The remote pilot must hold a certificate attesting that they have successfully completed their online training.

Finally, to conduct operations **in controlled airspace** or in a flight information zone (FIZ), a remote pilot must have the necessary authorization to use the radio (**qualification of radio operator** for aeronautical communications) and prove an **adequate knowledge of the language** or languages to be used in communications with air traffic services, all in compliance with article 33.1.e of Royal Decree 1036/2017.

2.3. GEOGRAPHICAL ZONES

In addition to the general rules for the operation of UAS depending on the category and place of operation, and the type of activity to be conducted, operators may also be subject to other requirements, as well as to flight restrictions and prohibitions.

Detailed guidance on national requirements and limitations for conducting UAS operations depending on intended location of operation, called "*Guide to UAS flight requirements and limitations depending on the intended location of operation (UAS geographical zones)*" is available in [this section](#) of AESA's website.

The ENAIRE Drones app can be used to consult the airspace areas in which drones are subject to flight prohibitions or restrictions, as well as hazardous zones and other warnings:

[ENAIRE Drones app](#)

2.4. INSURANCE

UAS operators must take out third-party civil liability insurance to cover any damage caused during or as a result of every flight undertaken. More specifically:

- Insurance policies covering UAS used for business purposes with an MTOM equal to or greater than 20Kg must be in compliance with Regulation 785/2004, which stipulates a minimum amount in respect of compensation for damage to third parties on the ground of 750,000 SDR (Special Drawing Rights) (for UAS of up to 500kg) and;
- Insurance policies covering UAS used for business purposes with an MTOM of less than 20Kg and those covering UAS used for recreational purposes must be in compliance with Royal Decree 37/2001 of 19 January, updating the damages provided for in the Air Navigation Act, which stipulates a minimum amount of 220,000 SDR.

UAS operators must take out the insurance required to cover each flight made but are not required to take out permanent policies.

3. 'SPECIFIC' CATEGORY OPERATIONS

3.1. OPERATIONAL DECLARATION OF COMPLIANCE WITH THE NATIONAL STANDARD SCENARIOS (STS-ES-01 AND STS-ES-02)

A standard scenario is a type of UAS operation in the 'specific' category for which a precise list of mitigating measures has been defined.

Until 31 December 2023, UAS operators registered in any EASA Member State may submit declarations of compliance with the national standard scenarios (STS-ES) published by AESA:

- STS-ES-01: VLOS over a controlled ground area in a populated environment.
- STS-ES-02: BVLOS with Airspace Observers over a controlled ground area in a sparsely populated environment.

Said declarations shall only be valid for operations within Spanish airspace and UAS may only be operated in accordance with what has been declared, until 31 December 2025. UAS operators wishing to submit an operational declaration of compliance with the national standard scenarios (STS-ES-01 and STS-ES-02) must do so online, through the AESA website. This process entails the following steps:

1. Registering as a user (creating an account) on the AESA website through the [following link](#).

Irrespective of whether the UAS operator is a natural or legal person, before **registering as a user (creating an account)** they must first decide **who is going to complete the procedures in the UAS app**.

For all UAS operators, including both natural and legal persons:

- If the procedures in the UAS app are to be completed by the person that is **legally responsible for the UAS operator**, please consult [Appendix I](#) of this document for details of the different possible scenarios depending on the nationality and place of residence of said person.
- If the procedures in the UAS app are to be completed by an **authorized representative** of the UAS operator, please consult [Appendix II](#) of this document for details of the different possible scenarios depending on the nationality and place of residence of said authorized representative.

2. Submitting an operational declaration of compliance with the national standard scenarios

Once a user has been registered (i.e. their account has been created), **and it has been verified that they meet all the requirements established in the standard scenarios**, they must submit an **operational declaration of compliance with the national standard scenarios (STS-ES-01 and STS-ES-02)** to AESA by **completing the corresponding [procedure on the website](#)**.

Declared operations may be initiated as soon as the UAS operator has received confirmation from AESA that their application has been successfully submitted.

Detailed guidance on national requirements and limitations for conducting UAS operations depending on intended location of operation, called "*Guide to UAS flight requirements and limitations depending on the intended location of operation (UAS geographical zones)*" is available in [this section](#) of AESA's website.

Remember that before beginning this procedure, UAS operators must first enter the aircraft data in the "Aircraft" tab of the UAS app so that they can select it during the procedure and the procedure can be completed correctly.

Further information about this procedure is available on [our website](#).

3.2. OPERATIONAL AUTHORIZATION

Pursuant to Article 13.1 of Commission Implementing Regulation (EU) 2019/947, when a UAS operator registered in a Member State other than Spain intends to conduct an operation in the ‘specific’ category in Spain for which an operational authorization is required, **they must first obtain an operational authorization from their State of registration for the operations they intend to conduct.**

The UAS operator must submit to AESA an application to conduct cross-border operations, as well as the corresponding documentation, and obtain confirmation of acceptability of the cross-border operation—following the procedure described below—before commencing operations.

3.2.1. PROCEDURE FOR OBTAINING CONFIRMATION OF ACCEPTABILITY OF AN OPERATIONAL AUTHORIZATION

UAS operators wishing to submit an application for a cross-border UAS operation must do so online through the AESA website. This process entails the following steps:

1. Registering as a user (creating an account) on the AESA website through the [following link](#).

Irrespective of whether the UAS operator is a natural or legal person, before **registering as a user (creating an account)** they must first decide **who is going to complete the procedures in the UAS app**.

For all UAS operators, including both natural and legal persons:

- If the procedures in the UAS app are to be completed by the person that is **legally responsible for the UAS operator**, please consult [Appendix I](#) of this document for details of the different possible scenarios depending on the nationality and place of residence of said person.
- If the procedures in the UAS app are to be completed by an **authorized representative** of the UAS operator, please consult [Appendix II](#) of this document for details of the different possible scenarios depending on the nationality and place of residence of said authorized representative.

2. Submitting an application for a cross-border operation and the corresponding documentation

As a prior step, the UAS operator must identify the local conditions applicable in the intended area of operation and, where necessary, adapt their operating procedures.

Detailed guidance on national requirements and limitations for conducting UAS operations depending on intended location of operation, called "*Guide to UAS flight requirements and limitations depending on the intended location of operation (UAS geographical zones)*" is available in [this section](#) of AESA's website.

Remember that before beginning this procedure, UAS operators must first enter the aircraft data in the "Aircraft" tab of the UAS app so that they can select it during the procedure and the procedure can be completed correctly.

The **application for a cross-border operation** must then be submitted to AESA through the [procedure on the website](#), attaching the following documents:

- a. A **copy of the operational authorization issued by the competent authority in the Member State of registration**.
- b. An appendix including the chapters or sections of the Operations Manual providing all the necessary information on:
 - the **location** at which the operation is to be conducted.
 - the **operating procedures for complying with local conditions and for applying mitigating measures** in the new intended location or locations. Examples of the procedures to be included or updated, as applicable, are:
 - Procedures for coordinating with airports/aerodromes.
 - Procedures for operating in controlled airspace and details of the necessary equipment.
 - The procedure for airspace segregation or for the publication of NOTAMs.
 - The procedure for consulting and interpreting updated aeronautical information on the area of operations.
 - The procedure for coordinating with the Ministry of the Interior.
 - An updated Emergency Response Plan (ERP).

(UAS operators are advised to create a separate document by filling out the form included in [Appendix V](#). They must then attach said document to their application for a cross-border operation in the “Appendix to the OM containing updated procedures” field.)

- c. **Evidence of compliance** with local conditions and application of mitigating measures, if applicable. *(The UAS operator must attach said evidence to the application for a cross-border operation in the “Compliance evidence” field.)*
- d. **Mandatory civil liability insurance**

Applications for cross-border operations must be submitted by accessing the app using a digital certificate. This option allows for all the necessary data to be provided and signed digitally and for applications to be submitted automatically to AESA. On completing the process, the UAS operator will receive a PDF document containing the information submitted and confirming their online registration with AESA.

In addition, natural persons may submit the application for a cross-border operation in accordance with the provisions of Article 16 of Act 39/2015 of 1 October, on the Common Administrative Procedure for Public Administrations (Spanish acronym: LPACAP).

Once the application has been received, AESA will verify, within a reasonable time frame, whether the documentation provided by the UAS operator together with the application contains all the necessary data and meets the requirements relating to local conditions and the updated mitigating measures applicable to the intended location or locations of operation.

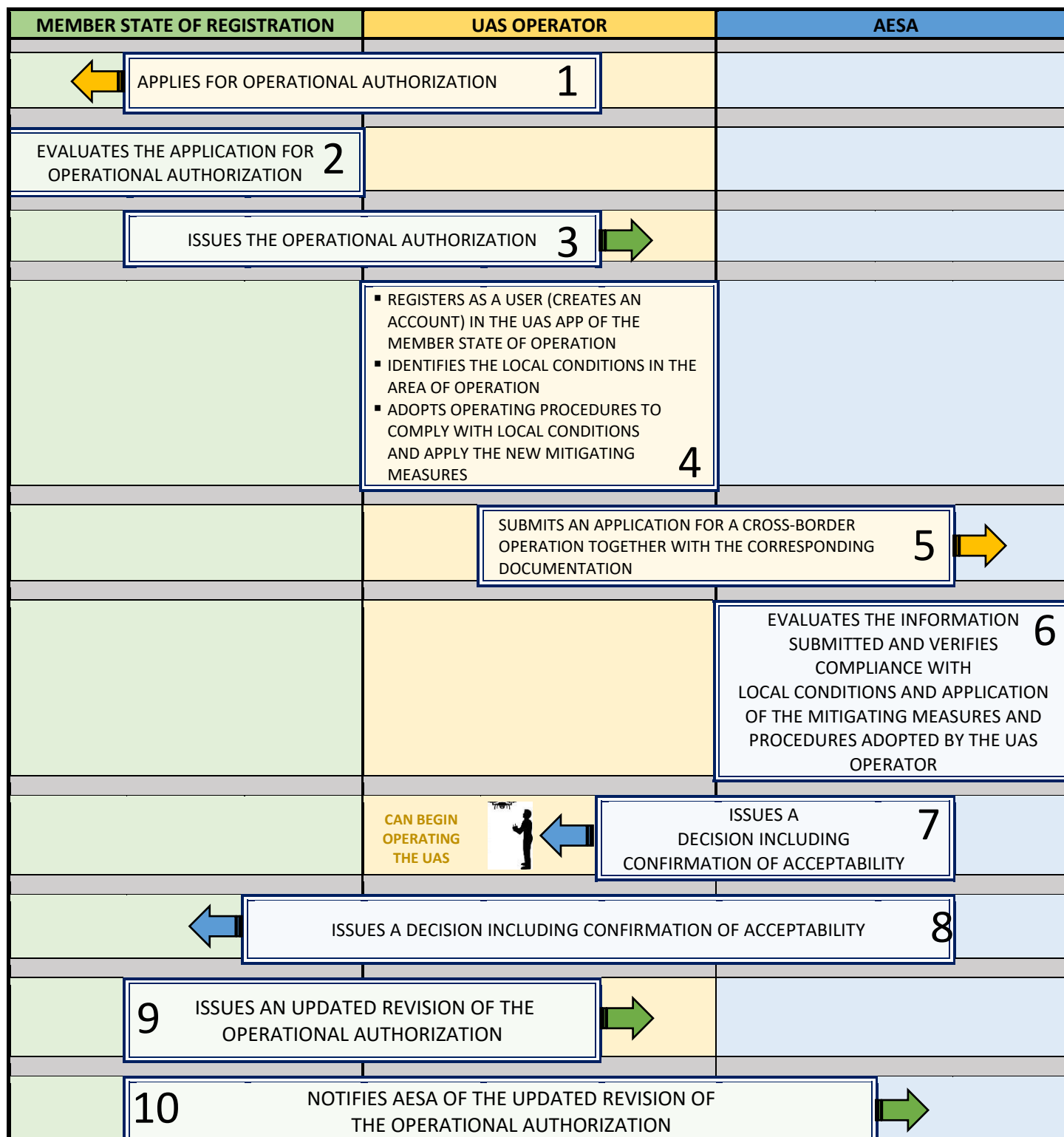


3.2.1.1. DECISION REGARDING THE APPLICATION. CONFIRMATION OF ACCEPTABILITY.

Within a maximum period of **three months**, AESA will issue a **Decision including a confirmation of acceptability** determining that the updated mitigating measures and procedures are sufficient and appropriate for the intended location or locations, or, if this not the case, a Decision **disallowing** the intended UAS operation. If the UAS operator receives a Decision **including a confirmation of acceptability**, they **may begin operating the UAS as soon as they have received said confirmation**, even if the locations permitted by the competent authority of their State of registration have not been updated.

Pursuant to Additional Provision Nineteen of Act 21/2003 of 7 July, on Aviation Safety, if **no express Decision** is issued on an application to conduct UAS operations and activities within the **maximum notification period**, the **application must be understood**, on the grounds of **administrative silence**, **to have been declined**.

3.2.1.2. FLOWCHART OF THE PROCESS FOR CONDUCTING OPERATIONS IN SPAIN





1. The UAS OPERATOR APPLIES to the competent aeronautical authority of its MEMBER STATE OF REGISTRATION for AN OPERATIONAL AUTHORIZATION.
2. The competent aeronautical authority of the MEMBER STATE OF REGISTRATION evaluates THE APPLICATION FOR OPERATIONAL AUTHORIZATION.
3. The competent aeronautical authority of the MEMBER STATE OF REGISTRATION issues THE OPERATIONAL AUTHORIZATION to the UAS OPERATOR.
4. The UAS OPERATOR registers as a user (creates an account) in the AESA UAS app, identifies THE LOCAL CONDITIONS IN THE AREA OF OPERATION and adopts OPERATING PROCEDURES TO COMPLY WITH THE LOCAL CONDITIONS AND APPLY THE NEW MITIGATING MEASURES.
5. THE UAS OPERATOR submits to AESA an APPLICATION FOR A CROSS-BORDER OPERATION TOGETHER WITH THE CORRESPONDING DOCUMENTATION.
6. AESA evaluates THE INFORMATION SUBMITTED and verifies COMPLIANCE WITH THE LOCAL CONDITIONS AND APPLICATION OF THE MITIGATING MEASURES AND PROCEDURES ADOPTED BY THE UAS OPERATOR.
7. AESA issues A DECISION INCLUDING CONFIRMATION OF ACCEPTABILITY to the UAS OPERATOR and the UAS OPERATOR CAN BEGIN OPERATING THE UAS.
8. AESA issues A DECISION INCLUDING CONFIRMATION OF ACCEPTABILITY to the competent aeronautical authority of the MEMBER STATE OF REGISTRATION.
9. The competent aeronautical authority of the MEMBER STATE OF REGISTRATION issues AN UPDATED REVISION OF THE OPERATIONAL AUTHORIZATION to the UAS OPERATOR.
10. The competent aeronautical authority of the MEMBER STATE OF REGISTRATION NOTIFIES AESA OF THE UPDATED REVISION OF THE OPERATIONAL AUTHORIZATION.

3.3. LIGHT UAS OPERATOR CERTIFICATE (LUC)

In accordance with Article 13 of Commission Implementing Regulation (EU) 2019/947, when a UAS operator holding a light UAS operator certificate (LUC) **with the appropriate privileges, in accordance with point UAS.LUC.060 of Part C of the Annex** to said Regulation, issued by a Member State other than Spain, intends to conduct an operation in the 'specific' category in Spain, they must submit an application for a cross-border operation to AESA.

The documentation to be submitted together with the application, and the Confirmation of Acceptability/Decision process will vary depending on whether the UAS operator holds a **LUC WITH or WITHOUT the privileges** necessary to be able to assess the local conditions applying to any area of operation.

3.3.1. APPLICATION PROCEDURE FOR CROSS-BORDER OPERATIONS FOR A LUC WITH PRIVILEGES FOR ASSESSING LOCAL CONDITIONS

Any foreign UAS operator holding a LUC WITH privileges for assessing local conditions in their Member State of registration that wishes to conduct UAS operations in Spain making use of said privileges must submit an application for cross-border UAS operations through the AESA website. This process entails the following steps:

1. Registering as a user (creating an account) on the AESA website through the [following link](#).

Legal entities are required to undertake their dealings with the public administration online (LPACAP, Article 14.2), for which purposes they must have a digital certificate.

Before undertaking online identification and authentication and digital signature procedures for a foreign UAS operator, it is first essential to decide **who is going to carry out the procedures in the UAS app**. The procedures can be completed by the person that is legally responsible for the legal person, or by an authorized representative (who can be a natural or legal person). This decision will also depend on the nationality and/or place of residence of the person that is legally responsible for the UAS operator/the authorized representative.

- If the procedures in the UAS app are to be completed by the **person that is legally responsible for the UAS operator**, please consult [Appendix I](#) of this document for details of the different possible scenarios depending on the nationality and place of residence of said person.
- If the procedures in the UAS app are to be completed by an **authorized representative** of the UAS operator, please consult [Appendix II](#) of this document for details of the different possible scenarios depending on the nationality and place of residence of said authorized representative.

2. Submitting an application for a cross-border operation and the corresponding documentation

Remember that before beginning this procedure, UAS operators must first enter the aircraft data in the "Aircraft" tab of the UAS app so that they can select it during the procedure and the procedure can be completed correctly.

Having registered as a user (by creating an account), UAS operators must then submit an **application for a cross-border operation** to AESA using the [procedure on the website](#), attaching the following documents/specifying the following:

- a. A copy of the **terms of approval of the LUC holder pursuant to point UAS.LUC.050 of the Annex to Commission Implementing Regulation (EU) 2019/947**, and
- b. The place or places in which the intended operation is to be conducted (*UAS operators are advised to create a separate document setting forth the details of the proposed flight area*)

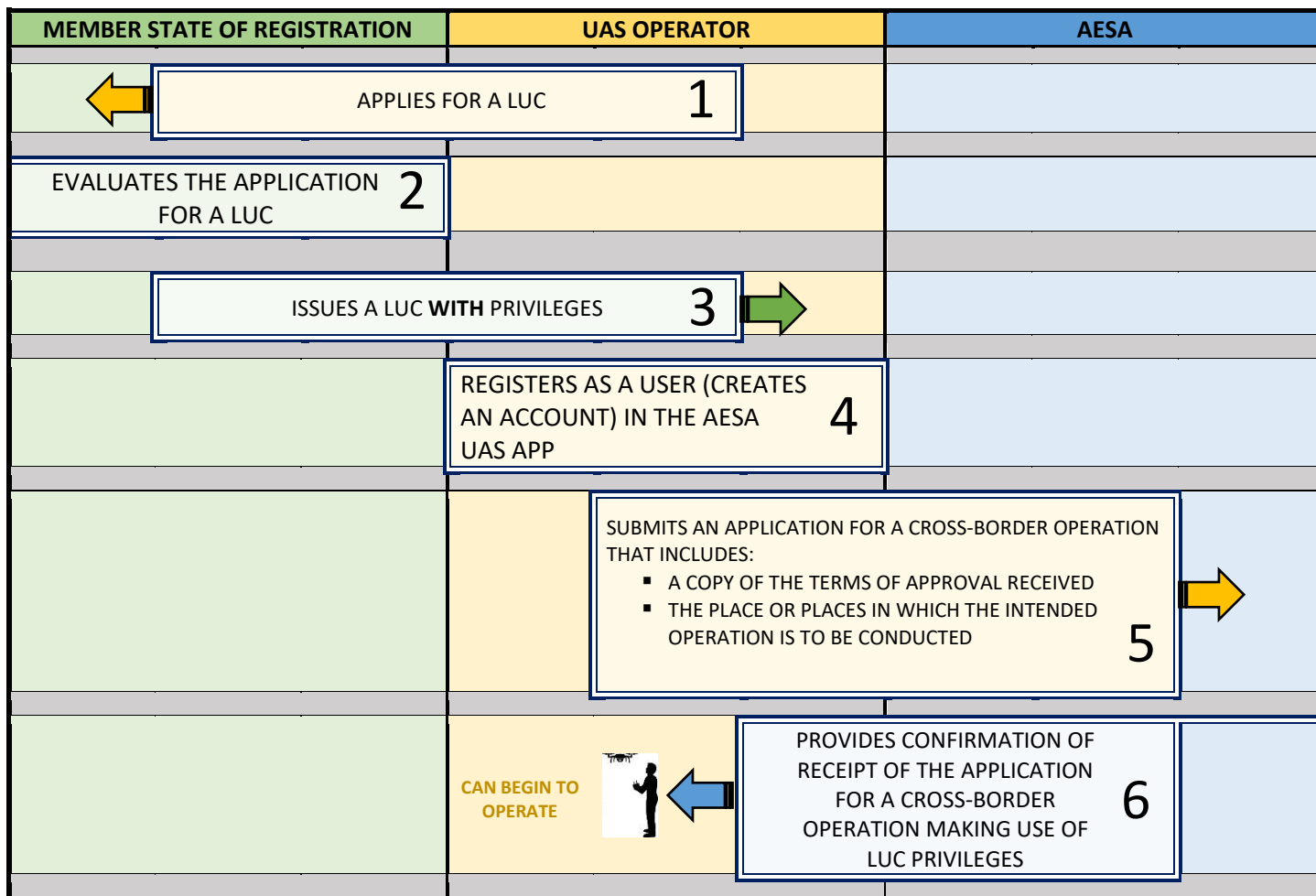
Applications for cross-border operations must be submitted by accessing the app using a digital certificate. This option allows for all the necessary data to be provided and signed digitally and for applications to be submitted automatically to AESA. On completing the process, the UAS operator will receive a PDF document containing the information submitted and confirming their online registration with AESA.

Detailed guidance on national requirements and limitations for conducting UAS operations depending on intended location of operation, called "*Guide to UAS flight requirements and limitations depending on the intended location of operation (UAS geographical zones)*" is available in [this section](#) of AESA's website.

3.3.1.1. DECISION REGARDING THE APPLICATION. CONFIRMATION OF RECEIPT OF APPLICATION

The UAS operator can begin to operate when they have received confirmation of receipt of their application for a cross-border operation, under a LUC, pursuant to Article 13 of Commission Implementing Regulation (EU) 2019/947.

3.3.1.2. FLOWCHART OF THE PROCESS FOR CONDUCTING OPERATIONS IN SPAIN WITH A LUC WITH PRIVILEGES



1. The UAS OPERATOR APPLIES to the competent aeronautical authority of the MEMBER STATE OF REGISTRATION FOR A LUC.
2. The competent aeronautical authority of the MEMBER STATE OF REGISTRATION evaluates THE APPLICATION FOR A LUC.
3. The competent aeronautical authority of the MEMBER STATE OF REGISTRATION issues A LUC **WITH PRIVILEGES** to the UAS OPERATOR.
4. The UAS OPERATOR registers as a user (creates an account) in the AESA UAS app.
5. The UAS OPERATOR submits to AESA an APPLICATION FOR A CROSS-BORDER OPERATION THAT INCLUDES:
 - a. A copy of the terms of approval received.
 - b. The place or places in which the intended operation is to be conducted.
6. AESA provides CONFIRMATION OF RECEIPT OF THE APPLICATION FOR A CROSS-BORDER OPERATION UNDER A LUC to the UAS OPERATOR and the UAS OPERATOR CAN BEGIN TO OPERATE.

3.3.2. APPLICATION PROCEDURE FOR CROSS-BORDER OPERATIONS FOR A LUC WITHOUT PRIVILEGES FOR ASSESSING LOCAL CONDITIONS

Any foreign UAS operator holding a LUC WITHOUT privileges for assessing local conditions in their Member State of registration that wishes to conduct UAS operations in Spain making use of said privileges must submit an application for a cross-border UAS operation through the AESA website. This process entails the following steps:

1. Registering as a user (creating an account) on the AESA website through the [following link](#).

Legal entities are required to undertake their dealings with the public administration online (LPACAP, Article 14.2), for which purposes they must have a digital certificate.

Before undertaking online identification and authentication and digital signature procedures for a foreign UAS operator, it is first essential to decide **who is going to carry out the procedures in the UAS app**. The procedures can be completed by the person that is legally responsible for the legal person, or by an authorized representative (who can be a natural or legal person). This decision will also depend on the nationality and/or place of residence of the person that is legally responsible for the UAS operator/the authorized representative.

- If the procedures in the UAS app are to be completed by the person that is **legally responsible for the UAS operator**, please consult [Appendix I](#) of this document for details of the different possible scenarios depending on the nationality and place of residence of said person.
- If the procedures in the UAS app are to be completed by an **authorized representative** of the UAS operator, please consult [Appendix II](#) of this document for details of the different possible scenarios depending on the nationality and place of residence of said authorized representative.

2. Submitting an application for a cross-border operation and the corresponding documentation

Having registered as a user (by creating an account), UAS operators can then submit their application. However, as a prior step, they must first identify the applicable local conditions in the intended area of operation and, where necessary, adapt their operating procedures.

Detailed guidance on national requirements and limitations for conducting UAS operations depending on intended location of operation, called "*Guide to UAS flight requirements and limitations depending on the intended location of operation (UAS geographical zones)*" is available in [this section](#) of AESA's website.

Remember that before beginning this procedure, UAS operators must first enter the aircraft data in the "Aircraft" tab of the UAS app so that they can select it during the procedure and the procedure can be completed correctly.

The **application for a cross-border operation** must then be submitted to AESA through the [procedure on the website](#), attaching the following documents:

- a. A copy of the **terms of approval of the LUC holder pursuant to point UAS.LUC.050 of the Annex to Commission Implementing Regulation (EU) 2019/947**, and
- b. An appendix including the chapters or sections of the Operations Manual providing all the necessary information on:
 - the **location** at which the operation is to be conducted.
 - the **operating procedures for complying with local conditions and for applying mitigating measures** in the new intended location or locations. Examples of the procedures to be included or updated, as applicable, are:
 - Procedures for coordinating with airports/aerodromes.
 - Procedures for operating in controlled airspace and details of the necessary equipment.
 - The procedure for airspace segregation or for the publication of NOTAMs.
 - The procedure for consulting and interpreting updated aeronautical information on the area of operations.
 - The procedure for coordinating with the Ministry of the Interior.
 - An updated Emergency Response Plan (ERP).

(UAS operators are advised to create a separate document by filling out the form included in [Appendix V](#). They must then attach said document to their application for a cross-border operation in the “Appendix to the OM containing updated procedures” field.)

- c. **Evidence of compliance with** local conditions and application of mitigating measures. *(The UAS operator must attach said evidence to the application for a cross-border operation in the “Compliance evidence” field).*
- d. **Mandatory civil liability insurance.**

Applications for cross-border operations must be submitted by accessing the app using a digital certificate. This option allows for all the necessary data to be provided and signed digitally and for applications to be submitted automatically to AESA. On completing the process, the UAS operator will receive a PDF document containing the information submitted and confirming their online registration with AESA.

Once the application has been received, AESA will verify, within a reasonable time frame, whether the documentation provided by the UAS operator together with the application contains all the necessary data and meets the requirements relating to local conditions and the updated mitigating measures applicable to the intended location or locations of the operation.

3.3.2.1. DECISION REGARDING THE APPLICATION. CONFIRMATION OF ACCEPTABILITY

Within a maximum period of **three months**, AESA will issue a **Decision including a confirmation of acceptability** determining that the updated mitigating measures and procedures are sufficient and appropriate for the intended location or locations, or, if this not the case, a Decision **disallowing** the intended UAS operation. If the UAS operator receives a Decision **including a confirmation of**

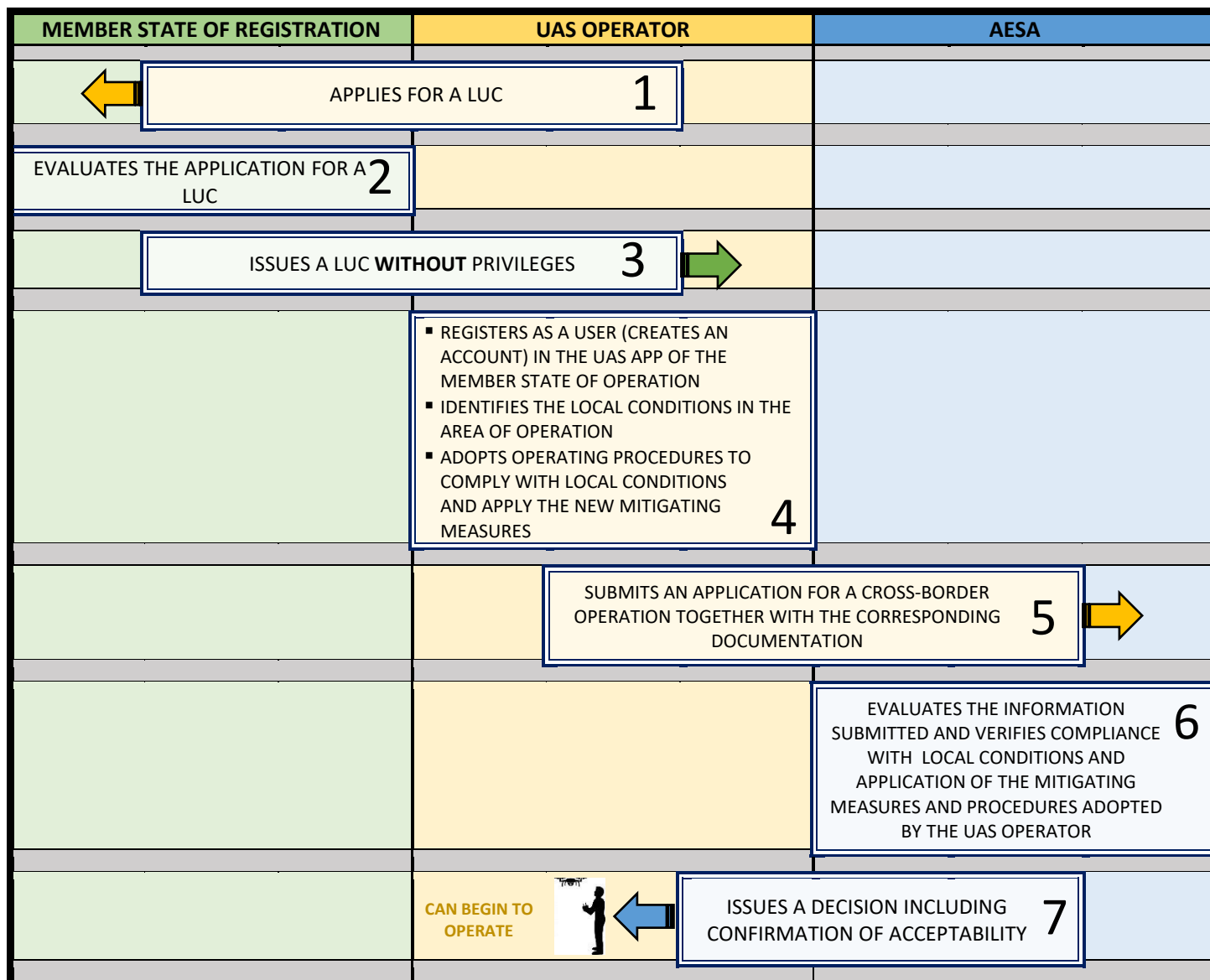


acceptability, they may begin operating the UAS as soon as they have received said confirmation, even if the locations permitted by the competent authority of their State of registration have not been updated.

The competent authority of the Member State of registration must issue a revision of the LUC granted listing the new additional locations and provide a copy of the revised certificate to the Member State of operation and to the UAS operator.

Pursuant to Additional Provision Nineteen of Act 21/2003 of 7 July, on Aviation Safety, if **no express Decision** is issued on an application to conduct UAS operations and activities within the **maximum notification period**, the **application must be understood**, on the grounds of **administrative silence**, **to have been declined**.

3.3.2.2. FLOWCHART OF THE PROCESS FOR CONDUCTING OPERATIONS IN SPAIN WITH A LUC WITHOUT PRIVILEGES





1. The UAS OPERATOR APPLIES to the competent aeronautical authority of the MEMBER STATE OF REGISTRATION FOR A LUC.
2. The competent aeronautical authority of the MEMBER STATE OF REGISTRATION evaluates THE APPLICATION FOR A LUC.
3. The competent aeronautical authority of the MEMBER STATE OF REGISTRATION issues A LUC **WITHOUT PRIVILEGES** to the UAS OPERATOR.
4. The UAS OPERATOR registers as a user (creates an account) in the AESA UAS app, identifies THE LOCAL CONDITIONS IN THE AREA OF OPERATION and adopts OPERATING PROCEDURES TO COMPLY WITH THE LOCAL CONDITIONS AND APPLY THE NEW MITIGATING MEASURES.
5. The UAS OPERATOR submits to AESA an APPLICATION FOR A CROSS-BORDER OPERATION TOGETHER WITH THE CORRESPONDING DOCUMENTATION.
6. AESA evaluates THE INFORMATION SUBMITTED and verifies COMPLIANCE WITH THE LOCAL CONDITIONS AND APPLICATION OF THE MITIGATING MEASURES AND PROCEDURES ADOPTED BY THE UAS OPERATOR.
7. AESA issues a DECISION including CONFIRMATION OF ACCEPTABILITY to the UAS OPERATOR and the UAS OPERATOR CAN BEGIN OPERATING THE UAS.

4. OPERATIONS BY THIRD-COUNTRY OPERATORS IN SPAIN

Pursuant to Article 41 of Commission Delegated Regulation (EU) 2019/945, UAS operators that have their principal place of business, are established, or reside in a third country, shall comply with Implementing Regulation (EU) 2019/947 for the purpose of UAS operations within the single European sky airspace.

Therefore, any UAS operator from a third country that is not considered an [EASA Member State](#) **must register as a UAS operator in the first Member State in which they intend to conduct operations.**

If Spain is the first Member State in which a UAS operator intends to conduct operations, said UAS operator must register in Spain and will then be subject to the same procedures and requirements as a Spanish operator. Consequently, this guide is not pertinent to such operators.

If a third-country UAS operator has registered in an EASA Member State other than Spain and wishes to begin to operate in Spain, they must follow the same procedures as any other UAS operator registered in an EASA Member State other than Spain.

Depending on the operational category in which you wish to conduct operations, please consult the corresponding section(s) of this guide:

- [Third-country UAS operators wishing to conduct 'OPEN' CATEGORY operations in Spain](#)
- [Third-country UAS operators wishing to conduct 'SPECIFIC' CATEGORY operations in Spain under an OPERATIONAL DECLARATION](#)
- [Third-country UAS operators wishing to conduct 'SPECIFIC' CATEGORY operations in Spain under an OPERATIONAL AUTHORIZATION](#)
- [Third-country UAS operators that are already holders of a LUC WITH privileges for assessing local conditions wishing to conduct 'SPECIFIC' CATEGORY operations in Spain](#)
- [Third-country UAS operators that are already holders of a LUC WITHOUT privileges for assessing local conditions wishing to conduct 'SPECIFIC' CATEGORY operations in Spain](#)

5. APPENDIX I – COMPLETION OF ONLINE PROCEDURES BY THE PERSON LEGALLY RESPONSIBLE FOR A FOREIGN UAS OPERATOR

When online identification and authentication and digital signature procedures are to be undertaken on the UAS website **by the person that is legally responsible for a foreign UAS operator**, it is necessary to establish whether this natural person is a Spanish resident and/or national to determine which method or methods of identification are available to them.

Regardless of their nationality/place of residence, the steps to be followed by persons that are legally responsible for a foreign UAS operator are as follows:

- **Register as a user (create an account) selecting “option 1.b. Without digital certificate”.** This form must be filled in with the data requested of the foreign legal person and of the person legally responsible for it.
- **Access their account selecting “option 2.a. With digital certificate”.** The account must be accessed with a digital certificate for a representative of a legal person in the name of the person legally responsible for said legal person, a digital certificate for a natural person held by the person legally responsible for the legal person, or through the e4F (eSignature for Foreigners) system, for the purpose of carrying out authentication and digital signature procedures on the website.
 - To be able to confirm your identity using a digital certificate for a representative of a legal person, please consult [Appendix IV](#) for information on how to obtain said certificate. The National Aviation Safety Agency is not responsible for this process, which is handled by Consular Offices/Spanish Embassies, outside Spain.
 - To be able to confirm your identity using a digital certificate for a natural person (private individual), please consult the [FNMT \(the Spanish National Mint\) website](#) for information on how to obtain said certificate.
 - To be able to confirm your identity through the e4F system, please consult [Appendix III](#) for information on how to register in said system.

Depending on the type of person that is legally responsible for the UAS operator, the documentation required, and the possible methods of identification are as follows:

5.1. CASE 1. THE PERSON LEGALLY RESPONSIBLE FOR THE UAS OPERATOR IS A NATURAL PERSON AND A SPANISH NATIONAL

The documentation required to register as a user (create an account) when selecting “option 1.b. Without digital certificate” will be:

- A photocopy of their national ID card (**DNI**) (front and back) in a single document.
- A photocopy of the deeds containing the ID (VAT) number of the company and the ID number of the person legally responsible for it.

In this case, the account (option 2.a. With digital certificate) can be accessed:

- With a digital certificate for a representative of a legal person in the name of the person legally responsible for said legal person. In this case, the deeds must include Tax ID number N obtained by the company.

Click [here](#) for information on how to obtain Tax ID number N.

- With a digital certificate for a natural person in the name of the person legally responsible for the UAS operator. In this case, the deeds must include the VAT number of the company in their country. Please consult the [FNMT website](#) for information on how to obtain a digital certificate for a natural person (private individual).

5.2. CASE 2. THE PERSON LEGALLY RESPONSIBLE FOR THE UAS OPERATOR IS A FOREIGN NATURAL PERSON WITH RESIDENCE IN SPAIN

The documentation required to register as a user (create an account) when selecting “option 1.b. Without digital certificate” will be:

- A photocopy of their foreigner’s ID card (**NIE**) (front and back) in a single document.
Click [here](#) for information on how to obtain a foreigner’s ID card (Spanish acronym: NIE).
- A photocopy of the deeds containing the ID (VAT) number of the company and the ID number of the person legally responsible for it.

In this case, the account (option 2.a. With digital certificate) can be accessed:

- With a digital certificate for a representative of a legal person in the name of the person legally responsible for said legal person. In this case, the deeds must include Tax ID number N obtained by the company.
Click [here](#) for information on how to obtain Tax ID number N.
- With a digital certificate for a natural person in the name of the person legally responsible for the UAS operator. In this case, the deeds must include the VAT number of the company in their country. Please consult the [FNMT website](#) for information on how to obtain a digital certificate for a natural person (private individual).

5.3. CASE 3. THE PERSON LEGALLY RESPONSIBLE FOR THE UAS OPERATOR IS A FOREIGN NATURAL PERSON WITHOUT RESIDENCE IN SPAIN

The documentation required to register as a user (create an account) when selecting “option 1.b. Without digital certificate” will be:

- A photocopy of their **passport** or Tax ID number M (**NIF M**) document (front and back) in a single document.
Click [here](#) for information on how to obtain Tax ID number M.
- A photocopy of the deeds containing the ID number of the company (UAS operator) and the ID number of the person legally responsible for it.

In this case, the account (option 2.a. With digital certificate) can be accessed:

- With digital certificate for a representative of a legal person in the name of the person legally responsible for said legal person. In this case, the deeds must include Tax ID number N obtained by the company and Tax ID number M obtained by the person legally responsible for it.

Click [here](#) for information on how to obtain Tax ID number N and Tax ID number M.

- Through the e4F (eSignature for Foreigners) system in the name of the authorized representative. In addition, **valid powers of attorney accrediting this person's status as such** must be provided during the registration process in accordance with the [valid powers of attorney section](#) of this document. *Please consult [Appendix III](#) for information on how to register in the e4F system.*

6. APPENDIX II – COMPLETION OF ONLINE PROCEDURES BY A FOREIGN UAS OPERATOR THROUGH AN AUTHORIZED REPRESENTATIVE

When online identification and authentication and digital signature procedures are to be undertaken on the UAS website **by an authorized representative of a foreign UAS operator**, it is necessary to establish whether said representative is a natural or legal person, and whether they are Spanish or foreign, to determine which method or methods of identification are available to them.

Regardless of whether they are a natural or legal person, and whether they are Spanish or foreign, the steps to be followed by authorized representatives of a foreign UAS operator are as follows:

- **Register as a user (create an account) selecting “option 1.b. Without digital certificate”.** This form must be filled in with the data requested of the foreign legal person, the person legally responsible for it, and the authorized representative.
- **Access their account selecting “option 2.a. With digital certificate”.** The account must be accessed with a digital certificate for a representative of a legal person, a digital certificate for a natural person (private individual) corresponding to the authorized representative, or through the e4F (eSignature for Foreigners) system, for the purpose of carrying out authentication and digital signature procedures on the website.
 - To be able to confirm your identity using a digital certificate for a representative of a legal person, please consult [Appendix IV](#) for information on how to obtain said certificate. The National Aviation Safety Agency is not responsible for this process, which is handled by Consular Offices/Spanish Embassies, outside Spain.
 - To be able to confirm your identity using a digital certificate for a natural person (private individual), please consult the [FNMT \(the Spanish National Mint\) website](#) for information on how to obtain said certificate.
 - To be able to confirm your identity through the e4F system, please consult [Appendix III](#) for information on how to register in said system.

Acting as a representative before the Public Administration is a situation that is regulated in Article 5 of Act 39/2015 (LPACAP). Consequently, in all cases, it will be necessary to accredit the authorized representative's status as such during the user registration (account creation) process by one of the following means:

- **Submitting a power of attorney document accrediting the authorized representative's status as such**

The power of attorney document must explicitly authorize the agent to represent the principal before the Public Administrations and/or AESA. The only possible kind of document that can be accepted is one that constitutes a power of attorney document.

In the case of foreigners, the power of attorney document must be legalized with a Hague Apostille* if the issuing country is party to the Hague Convention. If the issuing country is not party to the Hague Convention, the power of notary document must be legalized at the Embassy or Consulate of Spain in the country of origin. **Exception: If the issuing country is an EU Member State, the power of attorney document does not require legalization, but it must be valid and it must be translated into Spanish.*



- **Appearing in person** before the civil servant handling the procedure and presenting a **public deed accrediting their status as the person legally responsible for the legal person**. (Please refer to [Appendix IV](#) for the table of contact emails for Consulates and Embassies). Should said individual wish to authorize another person to act as their representative before the Public Administration, both parties must appear in person.
- Submitting a paper copy or pdf document of **the inscription of the powers of attorney on the Public Administration's electronic register of powers of attorney**, through [@podera-REA](#). The body responsible for processing the procedure must include accreditation of the status of representative and of the powers of attorney granted to them in the administrative dossier. An electronic document recording the consultation to this effect of the electronic register of powers of attorney will suffice for this purpose.

NOTE: Solely filling in and submitting "Appendix I. Inscription of powers of attorney (General State Administration)" (see image below) is not sufficient. To guarantee the validity of this document, it

will also be necessary to attach the document confirming the agent's acceptance of the powers of attorney.

ANEXO I		
Inscripción del Poder ¹		
(Administración General del Estado)		
Presentado en la Oficina de Asistencia en Materia de Registros nº 2 _____ ante funcionario/a con N.R.P. ² _____		
Companecia/n: <input type="checkbox"/> Poderante/s <input type="checkbox"/> Apoderado/a		
1) Identificación de la/s persona/s poderante/s		
Persona física mayor de edad:		
DNI/NIE:		
Nombre:	1º apellido:	2º apellido:
Teléfono:	Correo electrónico:	
Domicilio:		
<small>Note: En el caso de apoderamientos de varias personas físicas (poderantes) a una persona física o jurídica, incluir los datos identificativos anteriores de cada uno de ellos.</small>		
2) La/s persona/s poderante/s otorga/n poder a favor de/la apoderado/a (elija una de las dos opciones)		
<input type="checkbox"/> Persona física mayor de edad:		
DNI/NIE:		
Nombre:	1º apellido:	2º apellido:
Teléfono:	Correo electrónico:	
Domicilio:		
<input type="checkbox"/> Persona jurídica:		

Depending on the characteristics of the UAS operator's authorized representative, the following documentation and methods of identification may also be required:

6.1. CASE 4. THE AUTHORIZED REPRESENTATIVE IS A SPANISH NATURAL PERSON

The documentation required to register as a user (create an account) when selecting "option 1.b. Without digital certificate" will be:

- **A power of attorney document accrediting the authorized representative's status as such.**
- A photocopy of their national ID card (**DNI**) (front and back) in a single document.
- A photocopy of the ID document (front and back) of the person legally responsible for the UAS operator in a single document (this must be the same passport and ID document from the person's country of origin the number of which is reflected in the deeds).
- Photocopy of the deeds containing the ID (VAT) number of the company and the ID number of the person legally responsible for it.

In this case, the account (option 2.a. With certificate) can be accessed:

- With a digital certificate for a natural person in the name of the authorized representative. *Please consult the [FNMT website](#) for information on how to obtain a digital certificate for a natural person.*

6.2. CASE 5. THE AUTHORIZED REPRESENTATIVE IS A FOREIGN NATURAL PERSON WITH RESIDENCE IN SPAIN

The documentation required to register as a user (create an account) when selecting “option 1.b. Without digital certificate” will be:

- **A power of attorney document accrediting the authorized representative’s status as such.**
- A photocopy of their foreigner’s ID card (**NIE**) (front and back) in a single document.
Click [here](#) for information on how to obtain a foreigner’s ID card.
- A photocopy of the ID document (front and back) of the person legally responsible for the UAS operator in a single document (this must be the same passport and ID document from the person’s country of origin the number of which is reflected in the deeds).
- A photocopy of the deeds containing the ID (VAT) number of the company and the ID number of the person legally responsible for it.

In this case, the account (option 2.a. with certificate) can be accessed:

- With a digital certificate for a natural person in the name of the authorized representative.
Please consult the [FNMT website](#) for information on how to obtain a digital certificate for a natural person.

6.3. CASE 6. THE AUTHORIZED REPRESENTATIVE IS A FOREIGN NATURAL PERSON WITHOUT RESIDENCE IN SPAIN

The documentation required to register as a user (create an account) when selecting “option 1.b. Without digital certificate” will be:

- **A power of attorney document accrediting the authorized representative’s status as such.**
- A photocopy of the authorized representative’s **passport** in a single document.
- A photocopy of the ID document (front and back) of the person legally responsible for the UAS operator in a single document (this must be the same passport and ID document from the person’s country of origin the number of which is reflected in the deeds).
- A photocopy of the deeds containing the ID (VAT) number of the company and the ID number of the person legally responsible for it.

In this case, the account (option 2.a. with certificate) can be accessed:

- Through the e4F (eSignature for Foreigners) system in the name of the authorized representative. In addition, **valid powers of attorney accrediting this person’s status as such** must be provided during the registration process in accordance with the [valid powers of attorney section](#) of this document. *Please consult [Appendix III](#) for information on how to register in the e4F system.*

6.4. CASE 7. THE AUTHORIZED REPRESENTATIVE IS A SPANISH LEGAL PERSON

The documentation required to register as a user (create an account) when selecting “option 1.b. Without digital certificate” will be:

- **A power of attorney document accrediting the authorized representative’s status as such.**
- A photocopy of the national ID card (front and back) of the person that is legally responsible for the authorized representative in a single document.
- A photocopy of the deeds of the authorized representative containing the Tax ID number (NIF) of the company and the ID (**DNI**) number of the person that is legally responsible for the authorized representative.
- A photocopy of the ID document (front and back) of the person that is legally responsible for the UAS operator in a single document (this must be the same passport and ID document from the person’s country of origin the number of which is reflected in the deeds).
- A photocopy of the deeds containing the ID (VAT) number of the company and the ID number of the person that is legally responsible for the UAS operator.

In this case, the account (option 2.a. with certificate) can be accessed:

- With a digital certificate for a natural person in the name of the person that is legally responsible for the authorized representative. *Please consult the [FNMT website](#) for information on how to obtain a digital certificate for a natural person.*
- With a digital certificate for a representative of a legal person in the name of the person that is legally responsible for the authorized representative. *Please consult the [FNMT website](#) for information on how to obtain a digital certificate for a representative of a legal person.*

6.5. CASE 8. THE AUTHORIZED REPRESENTATIVE IS A FOREIGN LEGAL PERSON

The documentation required to register as a user (create an account) when selecting “option 1.b. Without digital certificate” will be:

- **For the authorized representative:**
 - A photocopy of the **passport** and/or Tax ID number M (**NIF M**) (front and back) in a single document of **the person that is legally responsible for the authorized representative.**
 - A photocopy of the deeds containing the ID number of the company and the ID document of the person legally responsible for it to accredit **the legal personality of the authorized representative.**
- **A power of attorney document accrediting the authorized representative’s status as such.**
- A photocopy of the **passport** or Tax ID number M (**NIF N**) document in a single document of the person that is legally responsible for the authorized representative.

Click [here](#) for information on how to obtain Tax ID number M.

- A photocopy of the deeds of the authorized representative containing the ID (VAT) number of the company and the ID number of the person that is legally responsible for the authorized representative.
- A photocopy of the ID document (front and back) of the person that is legally responsible for the UAS operator in a single document (this must be the same passport and ID document from the person's country of origin the number of which is reflected in the deeds).
- A photocopy of the deeds containing the ID (VAT) number of the company and the ID number of the person that is legally responsible for the UAS operator.

In this case, the account (option 2.a. With certificate) can be accessed:

- With a digital certificate for a representative of a legal person in the name of the person that is legally responsible for the authorized representative. *Please consult the [FNMT website](#) for information on how to obtain a digital certificate for a representative of a legal person.*

NOTE: this option is only valid if the authorized representative, as a legal person, has obtained Tax ID number N, the person legally responsible for it has obtained Tax ID number M (or has a Spanish national ID card or a foreigner's ID card issued in Spain) and has obtained, for their company, a digital certificate for a representative of a legal person.

- Through the e4F (eSignature for Foreigners) system in the name of the authorized representative. In addition, **valid powers of attorney accrediting this person's status as such** must be provided during the registration process in accordance with the [valid powers of attorney section](#) of this document. *Please consult [Appendix III](#) for information on how to register in the e4F system.*

7. APPENDIX III – ONLINE IDENTIFICATION AND AUTHENTICATION AND ELECTRONIC SIGNATURE FOR FOREIGN NATURAL PERSONS THROUGH E4F

If the UAS operator is a foreign natural person from a non-EU country, they must:

1. Register in the e4F (eSignature for Foreigners) system for enabling online identification and authentication and electronic signature using an agreed password. This system may only be used by foreign EU and non-EU citizens who do not have access to online identification and authentication and electronic signature in the Cl@ve system.
2. Register as a user (create an account) in the UAS app by selecting option 1.b **“WITHOUT A CERTIFICATE”**.
3. Access their account by selecting option 2.a “WITH A CERTIFICATE”, using the e4F identification system to sign procedures electronically using an agreed password.

Through e4F, foreign natural persons can obtain an agreed password which, together with their passport number, will allow them to access the UAS app of the National Aviation Safety Agency under the same conditions as if they had an electronic ID and/or digital certificate.

The process to be followed is described below.

1. Register in the e4F (eSignature for Foreigners) system.

Click on the [following link](#) below for a user’s guide to the e4F app for foreign natural persons who are unable to access the Cl@ve system:

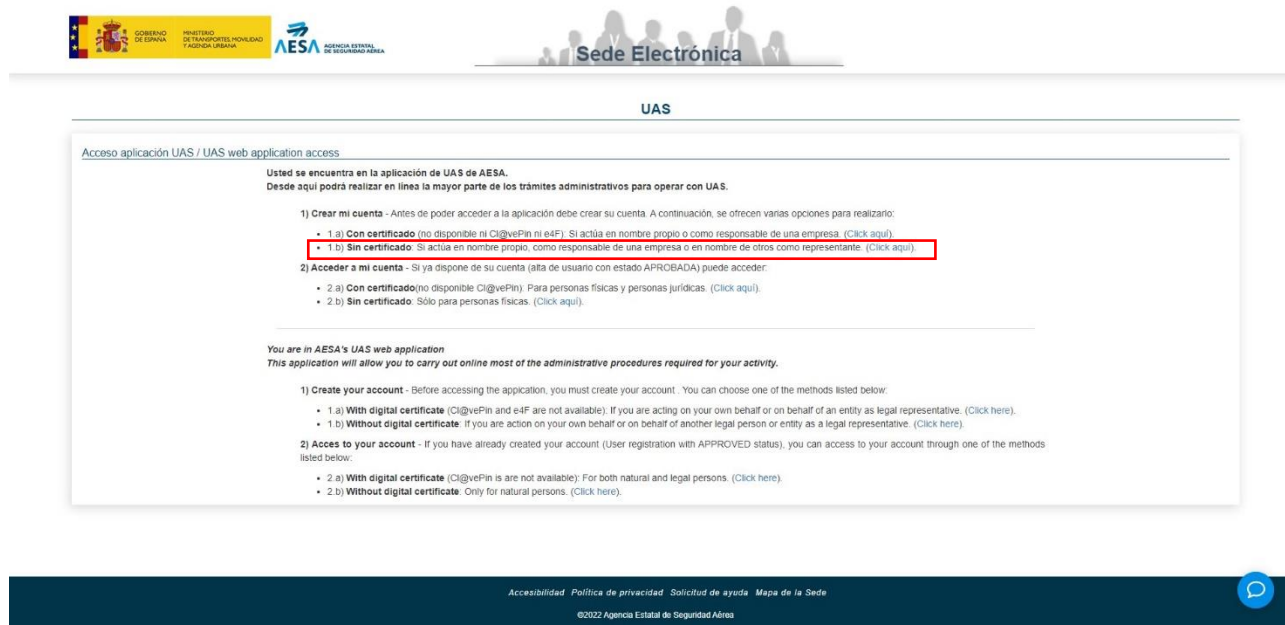
Once the UAS operator has completed all steps of the process and entered the information requested, the app generates the agreed password required to access the UAS app.

The UAS operator may then click on the [following link](#) to open the UAS app.

2. Register as a user (create an account) in the UAS app by selecting option 1.b “WITHOUT A CERTIFICATE”.

Within the app, the user registration (account creation) process for foreign natural persons may ONLY be performed using the “WITHOUT A CERTIFICATE” option.

a. 1) Create your account > 1.b) Without digital certificate



UAS

Acceso aplicación UAS / UAS web application access

Usted se encuentra en la aplicación de UAS de AESA.
Desde aquí podrá realizar en línea la mayor parte de los trámites administrativos para operar con UAS.

1) **Crear mi cuenta** - Antes de poder acceder a la aplicación debe crear su cuenta. A continuación, se ofrecen varias opciones para realizarlo:

- 1.a) **Con certificado** (no disponible ni CI@vePin ni e4F). Si actúa en nombre propio o como responsable de una empresa. (Click aquí)
- 1.b) **Sin certificado**. Si actúa en nombre propio, como responsable de una empresa o en nombre de otros como representante. (Click aquí)

2) **Acceder a mi cuenta** - Si ya dispone de su cuenta (alta de usuario con estado APROBADA) puede acceder:

- 2.a) **Con certificado**(no disponible CI@vePin). Para personas físicas y personas jurídicas. (Click aquí).
- 2.b) **Sin certificado**. Sólo para personas físicas. (Click aquí).

You are in AESA's UAS web application
This application will allow you to carry out online most of the administrative procedures required for your activity.

1) **Create your account** - Before accessing the application, you must create your account. You can choose one of the methods listed below:

- 1.a) **With digital certificate** (CI@vePin and e4F are not available). If you are acting on your own behalf or on behalf of an entity as legal representative. (Click here).
- 1.b) **Without digital certificate**. If you are action on your own behalf or on behalf of another legal person or entity as a legal representative. (Click here).

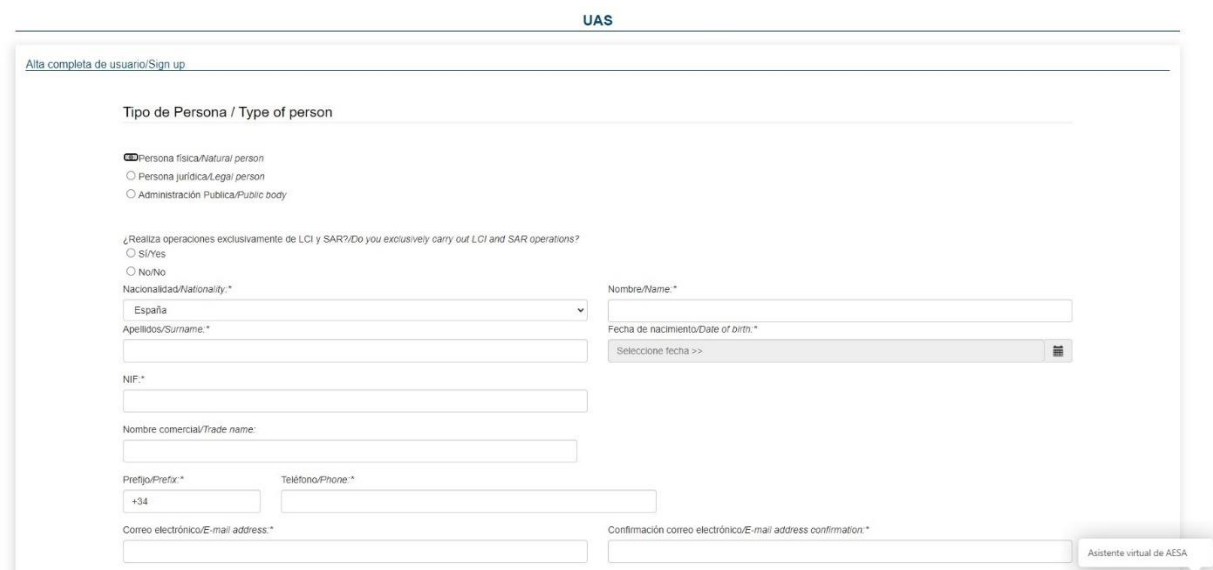
2) **Access to your account** - If you have already created your account (User registration with APPROVED status), you can access to your account through one of the methods listed below:

- 2.a) **With digital certificate** (CI@vePin is are not available). For both natural and legal persons. (Click here).
- 2.b) **Without digital certificate**. Only for natural persons. (Click here).

Accesibilidad Política de privacidad Solicitud de ayuda Mapa de la Sede

©2022 Agencia Estatal de Seguridad Aérea

b. Fill in all the data requested.



UAS

Alta completa de usuario/Sign up

Tipo de Persona / Type of person

Persona física/Natural person
 Persona jurídica/Legal person
 Administración Pública/Public body

¿Realiza operaciones exclusivamente de LCI y SAR?/Do you exclusively carry out LCI and SAR operations?
 Sí/Yes
 No/No

Nacionalidad/Nationality:*
 España

Apellidos/Surname:*

NIF:*

Nombre comercial/Trade name:

Píjfono/Prefir:*
 +34

Teléfono/Phone:*

Correo electrónico/E-mail address:*

Confirmación correo electrónico/E-mail address confirmation:*

Asistente virtual de AESA

Documentación a presentar/Documentation to present

NIF/NIE/Pasaporte/ID Number/Passport*

(Tamaño máximo 5 MB, formatos permitidos: pdf)

Dirección sede social / Principal place of bussines

Dirección/Address:* C.P./Postcode:*

Municipio/Municipality:* País/Country:*

Provincia/Province:*

Dirección del Administrador/Responsible legal/Administrator's address

Marque este check si coincide con la dirección de la sede social/Mark this check if it matches with headquarters address

Datos de representación autorizada/apoderamiento/Authorised representation/power of attorney data

* En caso de llevarse a cabo alguna inspección, esta persona tendrá acceso a la visualización y actualización de discrepancias detectadas durante el proceso. // In the event of an inspection, this person will have access to view and update the findings detected during the process.

Actuación por medio de representante autorizado/apoderado distinto del administrador/responsible legal/Action through an authorised representative different than the administrator

He leído el aviso legal PROTECCIÓN DE DATOS/I have read the legal notice DATA PROTECTION

Responsable del tratamiento: Agencia Estatal de Seguridad Aérea (AESA). | Finalidad: Tramitar las operaciones de UAS conforme al Reglamento (UE) 2019/947 de la Comisión. | Legitimación: El tratamiento se basa en la Ley Orgánica 3/2018 y el Reglamento (UE) 2016/679 del Parlamento Europeo y del Consejo | Destinatarios: Están previstas comunicaciones de datos a EASA y Ministerio de Interior. | Derechos: Acceder, rectificar, suprimir los datos, así como otros derechos, ante el Delegado de Protección de Datos, dirigiendo una comunicación al correo dpd.aesa@seguridadaerea.es | Responsable for the treatment: Agencia Estatal de Seguridad Aérea (AESA). | Purpose: Process UAS operations in accordance with Commission Implementing Regulation (EU) 2019/947. | Legitimation: The treatment is based on Organic Law 3/2018 and Regulation (EU) 2016/679 of the European Parliament and of the Council | Recipients: Data communications to EASA and the Ministerio de Interior are planned. | Rights: Access, rectify, delete the data, as well as other rights, before the Data Protection Delegate, directing a communication to the email dpd.aesa@seguridadaerea.es.

Información adicional: para más información haga click aquí./Additional information: for more information click here.

Contraseña/Password* Repetir contraseña/Repeat password*

(1) La contraseña debe contener mínimo una minúscula, una mayúscula y un número y además una longitud de entre 8 y 12 caracteres. La contraseña no admite caracteres especiales (*) Obligatorio/Required

c. Save the data.

Sede Electrónica

UAS

Solicitud enviada

Su solicitud ha sido guardada correctamente.

En breve recibirá un correo de confirmación.

Once you have saved the data, review your application.

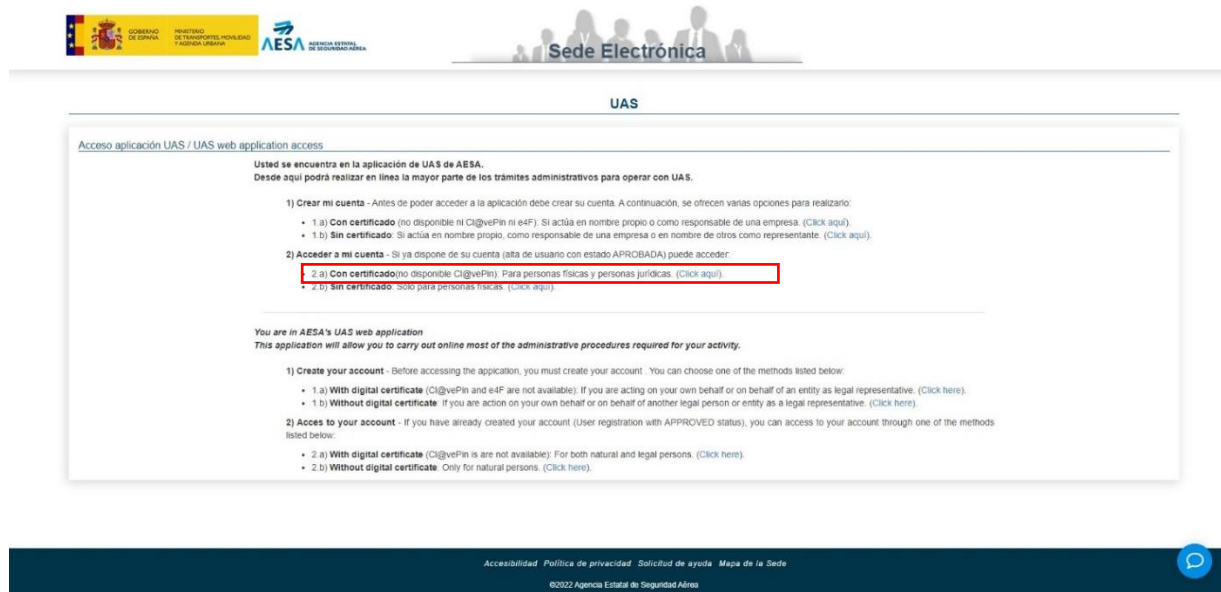
If everything is in order, you will receive an email stating that your account has been created correctly and you may proceed to the next step. Otherwise, you will receive an email stating that the user registration (account creation) has been unsuccessful, and you must try again.

3. Access your account with option 2.a “WITH A CERTIFICATE”.

Once a foreign natural person has registered as a user (i.e., has created their account) using the “WITHOUT DIGITAL CERTIFICATE” option, they can then access their account within the app using the “WITH DIGITAL CERTIFICATE” option so that the procedures they select can be signed electronically.

To do so, they must return to the UAS app via the [following link](#):

a. 2) Access your account > 2.a) With digital certificate



UAS

Acceso aplicación UAS / UAS web application access

Usted se encuentra en la aplicación de UAS de AESA.
Desde aquí podrá realizar en línea la mayor parte de los trámites administrativos para operar con UAS.

1) **Crear mi cuenta** - Antes de poder acceder a la aplicación debe crear su cuenta. A continuación, se ofrecen varias opciones para realizarlo:

- 1.a) **Con certificado** (no disponible ni Ci@vePin ni e4F). Si actúa en nombre propio o como responsable de una empresa. (Click aquí).
- 1.b) **Sin certificado**: Si actúa en nombre propio, como responsable de una empresa o en nombre de otros como representante. (Click aquí).

2) **Acceder a mi cuenta** - Si ya dispone de su cuenta (alta de usuario con estado APROBADA) puede acceder:

- 2.a) **Con certificado** (no disponible Ci@vePin). Para personas físicas y personas jurídicas. (Click aquí).
- 2.b) **Sin certificado**: Solo para personas físicas. (Click aquí).

You are in AESA's UAS web application
This application will allow you to carry out online most of the administrative procedures required for your activity.

1) **Create your account** - Before accessing the application, you must create your account. You can choose one of the methods listed below:


- 1.a) **With digital certificate** (Ci@vePin and e4F are not available). If you are acting on your own behalf or on behalf of an entity as legal representative. (Click here).
- 1.b) **Without digital certificate**: if you are acting on your own behalf or on behalf of another legal person or entity as a legal representative. (Click here).

2) **Access to your account** - If you have already created your account (User registration with APPROVED status), you can access to your account through one of the methods listed below:

- 2.a) **With digital certificate** (Ci@vePin is not available): For both natural and legal persons. (Click here).
- 2.b) **Without digital certificate**: Only for natural persons. (Click here).

Accesibilidad Política de privacidad Solicitud de ayuda Mapa de la Sede
©2022 Agencia Estatal de Seguridad Aérea

b. Access with e4F



UAS

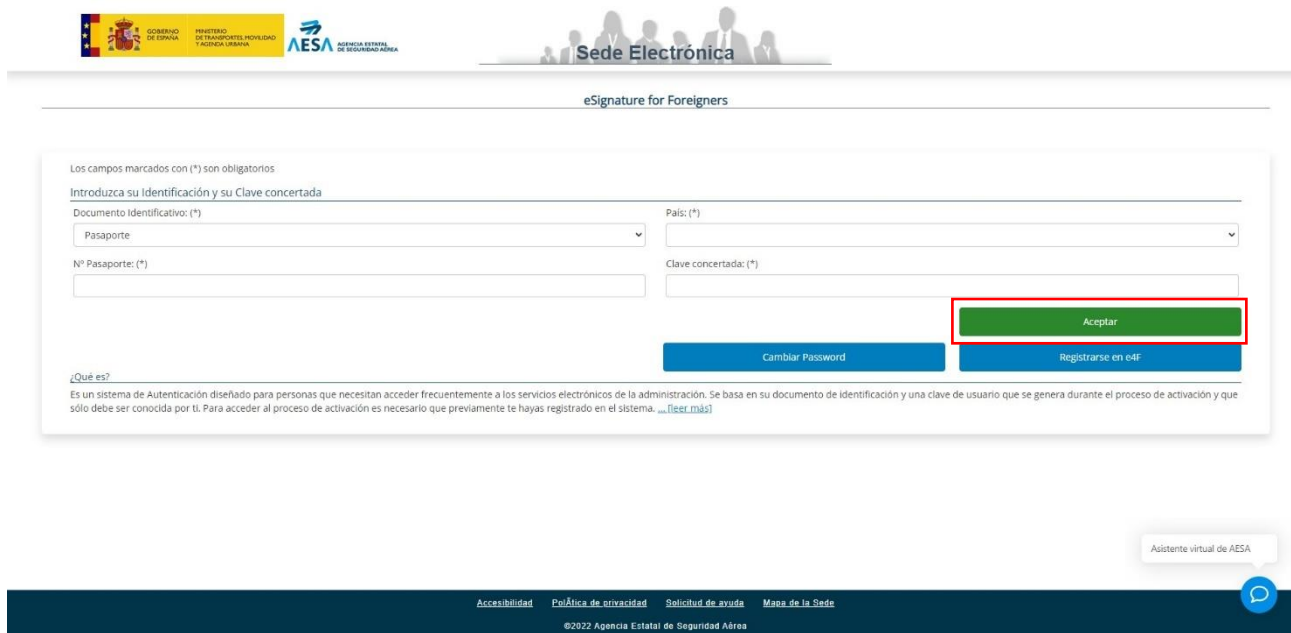
Acceso con certificado digital. DNI electrónico o Ci@ve Permanente.

Acceso mediante el sistema e4F para personas y empresas extranjeras que no disponen de Ci@ve / Access through the e4F system for foreign people and companies that cannot use Ci@ve. Para usuario es necesario registrarse.

Asistente virtual de AESA

Accesibilidad Política de privacidad Solicitud de ayuda Mapa de la Sede
©2022 Agencia Estatal de Seguridad Aérea

- c. Enter the data requested (country, passport number and agreed password) and click on *Accept*.



Los campos marcados con (*) son obligatorios

Introduzca su Identificación y su Clave concertada

Documento Identificativo: (*)
Pasaporte

País: (*)

Nº Pasaporte: (*)

Clave concertada: (*)

Aceptar

Cambiar Password

Registrarse en e4F

¿Qué es?
Es un sistema de Autenticación diseñado para personas que necesitan acceder frecuentemente a los servicios electrónicos de la administración. Se basa en su documento de identificación y una clave de usuario que se genera durante el proceso de activación y que sólo debe ser conocida por ti. Para acceder al proceso de activación es necesario que previamente te hayas registrado en el sistema. [\[Leer más\]](#)

Accesibilidad Política de privacidad Solicitud de ayuda Mapa de la Sede

©2022 Agencia Estatal de Seguridad Aérea

Asistente virtual de AESA

[Click here to return to “CASE 3. THE PERSON LEGALLY RESPONSIBLE FOR THE UAS OPERATOR IS A FOREIGN NATURAL PERSON WITHOUT RESIDENCE IN SPAIN.”](#)

[Click here to return to “CASE 6. THE AUTHORIZED REPRESENTATIVE IS A FOREIGN NATURAL PERSON WITHOUT RESIDENCE IN SPAIN.”](#)

[Click here to return to “CASE 8. THE AUTHORIZED REPRESENTATIVE IS A FOREIGN LEGAL PERSON.”](#)

8. APPENDIX IV – APPLYING FOR A DIGITAL CERTIFICATE FOR A REPRESENTATIVE OF A LEGAL PERSON OUTSIDE SPAIN

The Spanish National Mint (Spanish acronym: FNMT) issues three types of electronic certificates for representatives that are valid, under EU law, for the purposes of electronic identification and trust services for electronic transactions in the internal market:

- Certificate for a Sole or Joint Administrator
- Certificate for a Legal Person
- Certificate for an Entity without Legal Personality

Electronic certificates for representatives may be obtained by following the instructions on the [FNMT website](#). If you have any queries or experience any difficulties in obtaining a certificate, you may consult the [Frequently Asked Questions section of the FNMT website](#). If your queries or difficulties are not addressed in that section, you may contact the [user service of the FNMT website](#).

For foreign UAS operators with residence outside Spain, the electronic certificate may also be obtained through the Consular Office, following the specific procedures of each Consular Office for accrediting the UAS operator's identity. The following table contains a list of all the Consular Offices (C) and Spanish Embassies (E) that offer this procedure, as well as a contact email address for each one:

COUNTRY	CONSULAR OFFICE/ EMBASSY	EMAIL	WEBSITE
Afghanistan	KABUL (E)	emb.kabul@maec.es	Consular services (exteriores.gob.es)
Albania	TIRANA (E)	emb.tirana@maec.es	Consular services (exteriores.gob.es)
Algeria	ALGIERS (C)	cog.argel@maec.es	Consular services (exteriores.gob.es)
	ORAN (C)	cog.oran.nac@maec.es	Consular services (exteriores.gob.es)
Andorra	ANDORRA LA VELLA (C)	cog.andorra.not@maec.es	Consular services (exteriores.gob.es)
Angola	LUANDA (E)	emb.luanda.cons@maec.es	Consular services (exteriores.gob.es)
Argentina	BAHÍA BLANCA (C)	cog.bahiablanca.pas@maec.es	Consular services (exteriores.gob.es)
	BUENOS AIRES (C)	cog.buenosaires@maec.es	Consular services (exteriores.gob.es)
	CORDOBA (C)	cog.cordoba@maec.es	Consular services (exteriores.gob.es)
	MENDOZA (C)	cog.mendoza@maec.es	Consular services (exteriores.gob.es)
	ROSARIO (C)	cog.rosario@maec.es	Consular services (exteriores.gob.es)
Australia	CANBERRA (E)	emb.canberra.sc@maec.es	Consular services (exteriores.gob.es)

	MELBOURNE (C)	cog.melbourne@maec.es	Consular services (exteriores.gob.es)
	SYDNEY (C)	cog.sydney@maec.es	Consular services (exteriores.gob.es)
Austria	VIENNA (E)	emb.viena@maec.es	Consular services (exteriores.gob.es)
Bangladesh	DHAKA (E)	emb.dhaka@maec.es	Consular services (exteriores.gob.es)
Belgium	BRUSSELS (C)	cog.bruselas.nie@maec.es	Consular services (exteriores.gob.es)
Bolivia	LA PAZ (E)	ofc.lapaz@maec.es	Consular services (exteriores.gob.es)
	STA CRUZ DE LA SIERRA (C)	cog.santacruz.nac@maec.es	Consular services (exteriores.gob.es)
Bosnia and Herzegovina	SARAJEVO (E)	emb.sarajevo@maec.es	Consular services (exteriores.gob.es)
Brazil	BRASILIA (E)	sc.brasilia@maec.es	Consular services (exteriores.gob.es)
	PORTO ALEGRE (C)	cog.portoalegre@maec.es	Consular services (exteriores.gob.es)
	RIO DE JANEIRO (C)	cog.riodejaneiro.pas@maec.es	Consular services (exteriores.gob.es)
	SALVADOR DE BAHÍA (C)	cog.salvador.pas@maec.es	Consular services (exteriores.gob.es)
	SAO PAULO (C)	cog.saopaulo.rmc@maec.es	Consular services (exteriores.gob.es)
Bulgaria	SOFIA (E)	emb.sofia.sc@maec.es	Consular services (exteriores.gob.es)
Cabo Verde	PRAIA (E)	emb.praia.vis@maec.es	Consular services (exteriores.gob.es)
Cameroon	YAOUNDÉ (E)	emb.yaunde@maec.es	Consular services (exteriores.gob.es)
Canada	OTTAWA (E)	emb.ottawa.sc@maec.es	Consular services (exteriores.gob.es)
	MONTREAL (C)	cog.montreal.cert@maec.es	Consular services (exteriores.gob.es)
	TORONTO (C)	cog.toronto.nie@maec.es	Consular services (exteriores.gob.es)
Chile	SANTIAGO DE CHILE (C)	cog.schile.leg@maec.es	Consular services (exteriores.gob.es)
China	CANTON (C)	cog.canton.nac@maec.es	Consular services (exteriores.gob.es)
	HONG KONG (C)	cog.hongkong@maec.es	Consular services (exteriores.gob.es)
	BEIJING (C)	cog.pekin.nac@maec.es	Consular services (exteriores.gob.es)
	SHANGHAI (C)	cog.shanghai.nac@maec.es	Consular services (exteriores.gob.es)
Colombia	BOGOTÁ (C)	cog.bogota.nac@maec.es	Consular services (exteriores.gob.es)

Costa Rica	SAN JOSÉ DE COSTA RICA (E)	emb.sanjose.rgc@maec.es	Consular services (exteriores.gob.es)
Côte d'Ivoire	ABIDJAN (E)	emb.abidjan@maec.es	Consular services (exteriores.gob.es)
Croatia	ZAGREB (E)	emb.zagreb.sc@maec.es	Consular services (exteriores.gob.es)
Cuba	HAVANA (C)	cog.lahabana.pas@maec.es	Consular services (exteriores.gob.es)
Cyprus	NICOSIA (E)	emb.nicosia@maec.es	Consular services (exteriores.gob.es)
Czech Republic	PRAGUE (E)	emb.praga.info@maec.es	Consular services (exteriores.gob.es)
Democratic Republic of the Congo	KINSHASA (E)	emb.kinshasa@maec.es	Consular services (exteriores.gob.es)
Denmark	COPENHAGEN (E)	emb.copenhague.info@maec.es	Consular services (exteriores.gob.es)
Dominican Republic	SANTO DOMINGO (C)	cog.santodomingo.pas@maec.es	Consular services (exteriores.gob.es)
Ecuador	GUAYAQUIL (C)	cog.guayaquil@maec.es	Consular services (exteriores.gob.es)
	QUITO (C)	cog.quito.nac@maec.es	Consular services (exteriores.gob.es)
Egypt	CAIRO (E)	emb.elcairo.sc@maec.es	Consular services (exteriores.gob.es)
El Salvador	SAN SALVADOR (E)	emb.sansalvador.info@maec.es	Consular services (exteriores.gob.es)
Equatorial Guinea	MALABO (E)	emb.malabo.cesp@maec.es	Consular services (exteriores.gob.es)
	BATA (C)	cog.bata@maec.es	Consular services (exteriores.gob.es)
Estonia	TALLINN (E)	emb.tallin.vis@maec.es	Consular services (exteriores.gob.es)
Ethiopia	ADDIS ABABA (E)	emb.addisabeba.consu@maec.es	Consular services (exteriores.gob.es)
Finland	HELSINKI (E)	sc.helsinki@maec.es	Consular services (exteriores.gob.es)
France	BAYONNE (C)	cog.bayona@maec.es	Consular services (exteriores.gob.es)
	BORDEAUX (C)	cog.burdeos@maec.es	Consular services (exteriores.gob.es)
	STRASBOURG (C)	cog.estrasburgo@maec.es	Consular services (exteriores.gob.es)
	LYON (C)	cog.lyon@maec.es	Consular services (exteriores.gob.es)
	MARSEILLE (C)	cog.marsella@maec.es	Consular services (exteriores.gob.es)
	MONTPELLIER (C)	cog.montpellier@maec.es	Consular services (exteriores.gob.es)
	PARIS (C)	cog.paris.jur@maec.es	Consular services (exteriores.gob.es)

	PAU (C)	cog.pau@maec.es	Consular services (exteriores.gob.es)
	PERPIGNAN (C)	cog.perpinan@maec.es	Consular services (exteriores.gob.es)
	TOULOUSE (C)	cog.toulouse@maec.es	Consular services (exteriores.gob.es)
Gabon	LIBREVILLE (E)	emb.libreville@maec.es	Consular services (exteriores.gob.es)
Germany	BERLIN (E)	emb.berlin.sc@maec.es	Consular services (exteriores.gob.es)
	DUSSELDORF (C)	cog.dusseldorf.vis@maec.es	Consular services (exteriores.gob.es)
	FRANKFURT (C)	cog.francfort@maec.es	Consular services (exteriores.gob.es)
	HAMBURG (C)	cog.hamburgo@maec.es	Consular services (exteriores.gob.es)
	MUNICH (C)	cog.munich@maec.es	Consular services (exteriores.gob.es)
	STUTTGART (C)	cog.stuttgart@maec.es	Consular services (exteriores.gob.es)
Ghana	ACCRA (E)	emb.accra.rgc@maec.es	Consular services (exteriores.gob.es)
Greece	ATHENS (E)	emb.atenas@maec.es	Consular services (exteriores.gob.es)
Guatemala	GUATEMALA CITY (E)	emb.guatemala@maec.es	Consular services (exteriores.gob.es)
Guinea	CONAKRY (E)	emb.conakry@maec.es	Consular services (exteriores.gob.es)
Guinea-Bissau	BISSAU (E)	bissau-em@maec.es	Consular services (exteriores.gob.es)
Haiti	PORT-AU-PRINCE (E)	emb.puertoprincipe@maec.es	Consular services (exteriores.gob.es)
Holy See	HOLY SEE (E)	emb.santasede@maec.es	Consular services (exteriores.gob.es)
Honduras	TEGUCIGALPA (E)	emb.tegucigalpa.sc@maec.es	Consular services (exteriores.gob.es)
Hungary	BUDAPEST (E)	emb.budapest@maec.es	Consular services (exteriores.gob.es)
India	NEW DELHI (E)	emb.nuevadelhi.nac@maec.es	Consular services (exteriores.gob.es)
	MUMBAI (C)	cog.mumbai@maec.es	Consular services (exteriores.gob.es)
Indonesia	JAKARTA (E)	emb.yakarta@maec.es	Consular services (exteriores.gob.es)
Iran	TEHRAN (E)	emb.teheran@maec.es	Consular services (exteriores.gob.es)
Iraq	BAGHDAD (E)	emb.bagdad@maec.es	Consular services (exteriores.gob.es)
Ireland	DUBLIN (E)	emb.dublin.cesp@maec.es	Consular services (exteriores.gob.es)

Israel	TEL AVIV (E)	consular.telaviv@maec.es	Consular services (exteriores.gob.es)
Italy	MILAN (C)	cog.milan@maec.es	Consular services (exteriores.gob.es)
	NAPLES (C)	cog.napoles@maec.es	Consular services (exteriores.gob.es)
	ROME (C)	cog.roma@maec.es	Consular services (exteriores.gob.es)
Jamaica	KINGSTON (E)	emb.kingston@maec.es	Consular services (exteriores.gob.es)
Japan	TOKYO (E)	emb.tokio.info@maec.es	Consular services (exteriores.gob.es)
Jordan	AMMAN (E)	emb.amman.nac@maec.es	Consular services (exteriores.gob.es)
Kazakhstan	ASTANA (E)	emb.astana@maec.es	Consular services (exteriores.gob.es)
Kenya	NAIROBI (E)	emb.nairobi.nac@maec.es	Consular services (exteriores.gob.es)
Kuwait	KUWAIT CITY (E)	emb.kuwait@maec.es	Consular services (exteriores.gob.es)
Latvia	RIGA (E)	emb.riga@maec.es	Consular services (exteriores.gob.es)
Lebanon	BEIRUT (E)	emb.beirut@maec.es	Consular services (exteriores.gob.es)
Libya	TRIPOLI (E)	emb.tripoli@maec.es	Consular services (exteriores.gob.es)
Lithuania	VILNIUS (E)	emb.vilnius.sc@maec.es	Consular services (exteriores.gob.es)
Luxembourg	LUXEMBOURG CITY (E)	emb.luxemburgo.info@maec.es	Consular services (exteriores.gob.es)
Malaysia	KUALA LUMPUR (E)	emb.kualalumpur.sc@maec.es	Consular services (exteriores.gob.es)
Mali	BAMAKO (E)	emb.bamako@maec.es	Consular services (exteriores.gob.es)
Malta	VALLETA (E)	emb.valetta.cons@maec.es	Consular services (exteriores.gob.es)
Mauritania	NOUAKCHOTT (E)	emb.nouakchott@maec.es	Consular services (exteriores.gob.es)
Mexico	GUADALAJARA (C)	cog.guadalajara.pas@maec.es	Consular services (exteriores.gob.es)
	MEXICO CITY (C)	cog.mexico.rmcen@maec.es	Consular services (exteriores.gob.es)
	MONTERREY (C)	cg.monterrey@maec.es	Consular services (exteriores.gob.es)
Morocco	AGADIR (C)	cog.agadir@maec.es	Consular services (exteriores.gob.es)
	CASABLANCA (C)	cog.casablanca@maec.es	Consular services (exteriores.gob.es)
	LARACHE (C)	cog.larache.vis@maec.es	Consular services (exteriores.gob.es)

	NADOR (C)	cog.nador.rgc@maec.es	Consular services (exteriores.gob.es)
	RABAT (C)	cog.rabat@maec.es	Consular services (exteriores.gob.es)
	TANGIER (C)	cog.tanger@maec.es	Consular services (exteriores.gob.es)
	TÉTOUAN (C)	cog.tetuan@maec.es	Consular services (exteriores.gob.es)
Mozambique	MAPUTO (E)	emb.maputo.cons@maec.es	Consular services (exteriores.gob.es)
Namibia	WINDHOEK (E)	emb.windhoek@maec.es	Consular services (exteriores.gob.es)
Netherlands	THE HAGUE (E)	emb.lahaya@maec.es	Consular services (exteriores.gob.es)
	AMSTERDAM (C)	cog.amsterdam@maec.es	Consular services (exteriores.gob.es)
New Zealand	WELLINGTON (E)	emb.wellington@maec.es	Consular services (exteriores.gob.es)
Nicaragua	MANAGUA (E)	emb.managua.sc@maec.es	Consular services (exteriores.gob.es)
Niger	NIAMEY (E)	emb.niamey@maec.es	Consular services (exteriores.gob.es)
Nigeria	ABUJA (E)	emb.abuja.sc@maec.es	Consular services (exteriores.gob.es)
	LAGOS (C)	cog.lagos.nac@maec.es	Consular services (exteriores.gob.es)
North Macedonia	SKOPJE (E)	emb.skopje@maec.es	Consular services (exteriores.gob.es)
Norway	OSLO (E)	emb.oslo.sc@maec.es	Consular services (exteriores.gob.es)
Oman	MUSCAT (E)	emb.mascate@maec.es	Consular services (exteriores.gob.es)
Pakistan	ISLAMABAD (E)	emb.islamabad.sc@maec.es	Consular services (exteriores.gob.es)
Palestine	JERUSALEM (C)	cog.jerusalen@maec.es	Consular services (exteriores.gob.es)
Panama	PANAMA (E)	emb.panama.info@maec.es	Consular services (exteriores.gob.es)
Paraguay	ASUNCIÓN (E)	emb.asuncion.sc@maec.es	Consular services (exteriores.gob.es)
Peru	LIMA (C)	cog.lima.nac@maec.es	Consular services (exteriores.gob.es)
Philippines	MANILA (C)	con.manila@maec.es	Consular services (exteriores.gob.es)
Poland	WARSAW (E)	sc.varsovia@maec.es	Consular services (exteriores.gob.es)
Portugal	LISBON (C)	cog.lisboa@maec.es	Consular services (exteriores.gob.es)
	PORTO (C)	cog.oporto@maec.es	Consular services (exteriores.gob.es)

Puerto Rico (USA)	SAN JUAN (C)	cog.sanjuandepuertorico@maec.es	Consular services (exteriores.gob.es)
Qatar	DOHA (E)	emb.doha.sc@maec.es	Consular services (exteriores.gob.es)
Republic of Korea	SEOUL (E)	emb.seul.sc@maec.es	Consular services (exteriores.gob.es)
Romania	BUCHAREST (E)	emb.bucarest.info@maec.es	Consular services (exteriores.gob.es)
Russia	MOSCOW (C)	cog.moscu.nac@maec.es	Consular services (exteriores.gob.es)
	ST PETERSBURG (C)	cog.sanpetersburgo@maec.es	Consular services (exteriores.gob.es)
Saudi Arabia	RIYADH (E)	emb.riad.info@maec.es	Consular services (exteriores.gob.es)
Senegal	DAKAR (C)	cog.dakar.pas@maec.es	Consular services (exteriores.gob.es)
Serbia	BELGRADE (E)	cog.dakar.pas@maec.es	Consular services (exteriores.gob.es)
Singapore	SINGAPORE (E)	emb.singapur.sc@maec.es	Consular services (exteriores.gob.es)
Slovakia	BRATISLAVA (E)	emb.bratislava@maec.es	Consular services (exteriores.gob.es)
Slovenia	LJUBLJANA (E)	emb.liubliana@maec.es	Consular services (exteriores.gob.es)
South Africa	PRETORIA (E)	emb.pretoria.nac@maec.es	Consular services (exteriores.gob.es)
	CAPE TOWN (C)	cog.cabo@maec.es	Consular services (exteriores.gob.es)
Sudan	KHARTOUM (E)	emb.jartum@maec.es	Consular services (exteriores.gob.es)
Sweden	STOCKHOLM (E)	emb.estocolmo@maec.es	Consular services (exteriores.gob.es)
Switzerland	BERN (C)	cog.berna@maec.es	Consular services (exteriores.gob.es)
	GENEVA (C)	cog.ginebra@maec.es	Consular services (exteriores.gob.es)
	ZURICH (C)	cog.zurich@maec.es	Consular services (exteriores.gob.es)
Syria	DAMASCUS (E)	emb.damasco@maec.es	Consular services (exteriores.gob.es)
Taiwan	MANILA (C)	con.manila@maec.es	Consular services (exteriores.gob.es)
Tanzania	DAR ES SALAAM (E)	emb.daressalaam@maec.es	Consular services (exteriores.gob.es)
Thailand	BANGKOK (E)	emb.bangkok.inf@maec.es	Consular services (exteriores.gob.es)
Trinidad and Tobago	PORT OF SPAIN (E)	emb.puertoespana@maec.es	Consular services (exteriores.gob.es)
Tunisia	TUNIS (E)	emb.tunez@maec.es	Consular services (exteriores.gob.es)

Türkiye	ANKARA (E)	emb.ankara.inf@maec.es	Consular services (exteriores.gob.es)
	ISTANBUL (C)	cog.estambul@maec.es	Consular services (exteriores.gob.es)
Ukraine	KYIV (E)	emb.kyiv.cons@maec.es	Consular services (exteriores.gob.es)
United Arab Emirates	ABU DHABI (E)	emb.abudhabi.nac@maec.es	Consular services (exteriores.gob.es)
United Kingdom	EDINBURGH (C)	cog.edimburgo.ven@maec.es	Consular services (exteriores.gob.es)
	LONDON (C)	cog.londres.leg@maec.es	Consular services (exteriores.gob.es)
	MANCHESTER (C)	cog.manchester.pas@maec.es	Consular services (exteriores.gob.es)
United States of America	WASHINGTON (E)	emb.washington@maec.es	Consular services (exteriores.gob.es)
	BOSTON (C)	cog.boston@maec.es	Consular services (exteriores.gob.es)
	CHICAGO (C)	cog.chicago@maec.es	Consular services (exteriores.gob.es)
	HOUSTON (C)	cog.houston@maec.es	Consular services (exteriores.gob.es)
	LOS ANGELES (C)	cog.losangeles@maec.es	Consular services (exteriores.gob.es)
	MIAMI (C)	cog.miami@maec.es	Consular services (exteriores.gob.es)
	NEW YORK (C)	cog.nuevayork@maec.es	Consular services (exteriores.gob.es)
	SAN FRANCISCO (C)	cog.sanfrancisco@maec.es	Consular services (exteriores.gob.es)
	WASHINGTON (C)	cog.washington@maec.es	Consular services (exteriores.gob.es)
Uruguay	MONTEVIDEO (C)	cog.montevideo.info@maec.es	Consular services (exteriores.gob.es)
Venezuela	CARACAS (C)	cog.caracas.ayu@maec.es	Consular services (exteriores.gob.es)
Vietnam	HANOI (E)	emb.hanoi.vis@maec.es	Consular services (exteriores.gob.es)
Zimbabwe	HARARE (E)	emb.harare@maec.es	Consular services (exteriores.gob.es)

[Click here to return to “CASE 1. THE PERSON LEGALLY RESPONSIBLE FOR THE UAS OPERATOR IS A NATURAL PERSON AND A SPANISH NATIONAL.”](#)

[Click here to return to “CASE 2. THE PERSON LEGALLY RESPONSIBLE FOR THE UAS OPERATOR IS A FOREIGN NATURAL PERSON WITH RESIDENCE IN SPAIN.”](#)



[Click here to return to the section “CASE 3. THE PERSON LEGALLY RESPONSIBLE FOR THE UAS OPERATOR IS A FOREIGN NATURAL PERSON WITHOUT RESIDENCE IN SPAIN.”](#)

[Click here to return to “CASE 8. THE AUTHORIZED REPRESENTATIVE IS A FOREIGN LEGAL PERSON.”](#)

9. APPENDIX V – TEMPLATE DOCUMENT ON LOCAL CONDITIONS AND UPDATED OM PROCEDURES FOR COMPLIANCE WITH LOCAL CONDITIONS AND APPLICATION OF MITIGATION MEASURES

*This appendix is a template that may be used by operators applying to conduct a cross-border operation under an operational authorization or a LUC WITHOUT privileges to meet the requirement (stipulated in **section b.**) to submit **an appendix including the chapters or sections of the Operations Manual** providing certain necessary information.*

This appendix can be downloaded in an editable text format (.docx) from [our website](#).